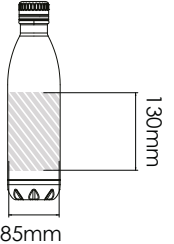
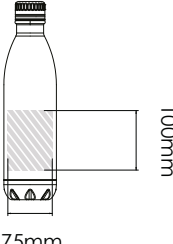
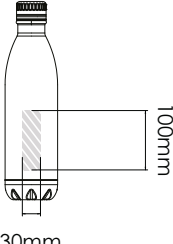
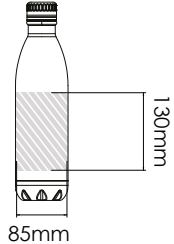
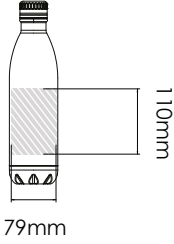
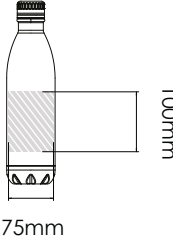
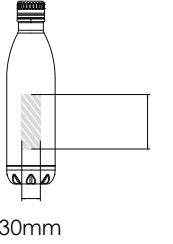
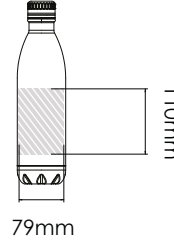
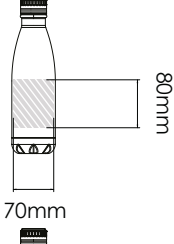
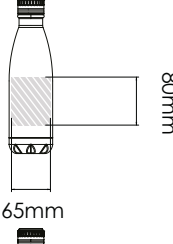
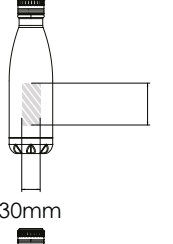
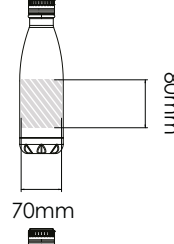
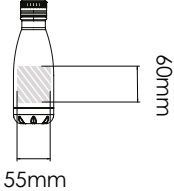
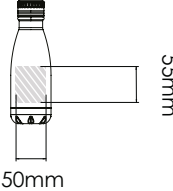
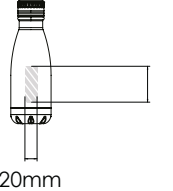
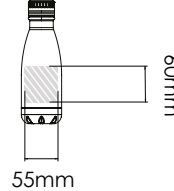


The following print guide has been prepared for your graphic designer, however should you not have a graphic designer, Flashbay is happy to lay out your artwork and/or text which you can email to your Flashbay account manager. Having submitted your artwork to Flashbay, you will receive a virtual PDF for your review. We can make modifications thereafter as requested.

	Screen Printing	Laser Engraving	Individual Naming	Photo Printing
Nova 1000				
Nova 750				
Nova 500				
Nova 260				

Branding Area designated by 

Printing specification:

- ▶ CMYK colour mode
- ▶ Vector files preferably
- ▶ 300dpi for rasters